




AKPIL®

1975



**GARANTIE
2 JAHRE**



2017

DEUTSCHLAND

AKPIL GMBH	Labersrichter Str. 4	92318 Neumarkt	0171 215 45 64	info@akpildeutschland.de	www.akpildeutschland.de
LANDMASCHINEN KOCH	Am Grünberg 10	92318 Neumarkt	091 812 97 21 78, 091 812 97 21 79	info@koch-poelling.de	www.koch-poelling.de
LANDMASCHINEN STROBL	Pöttmeser Str. 98	86669 Klingsmoos	017 28 40 99 54	info.strobl@web.de	
LANDTECHNIK DISTNER	Zankeltrad 24	92693 Eslarn	096 53 92 91 51, 017 51 73 98 39	landtechnik.distner@freenet.de	landtechnikdistner.de
LANDTECHNIK STERZER	Ringstr. 8	97532 Eberthausen	097 24 93 53	info@sterzer-landtechnik.de	www.sterzer-landtechnik.de
AMP LANDTECHNIK GMBH	Hauptstr. 13	84576 Teising	086 335 06 66 15	verkauf@amp-landtechnik.de	www.amp-landtechnik.de
LANDTECHNIK SCHMID	Schönhofener Str. 7	93152 Nittendorf	094 04 86 59	info@schmid-land-gartentechnik.de	www.schmid-land-gartentechnik.de
LANDMASCHINEN ZWISSLER	Germersheimer Str. 39	76879 Ottersheim bei Landau	063 48 64 94	info@zwissler-landmaschinen.de	www.zwissler-landmaschinen.de
LANDMASCHINEN EHRET	Langemattstr. 25	77743 Neuried	078 078 81	ehret.servicecenter@t-online.de	
LANDMASCHINEN WELSCH	Schulgasse 2	96484 Beuerfeld	095 666 82	welsch.beuerfeld@t-online.de	www.welsch-beuerfeld.de
LANDTECHNIK EMSER	Schwabenstr.25	74626 Bretzfeld-Schwabbach	079 469 48 32 41, 016 096 58 71 36	info@emser-landtechnik.de	
LANDMASCHINEN DAXENBERGER	Almertsham 25	83129 Höslwang	080 53 79 87 78	info@daxenberger-landtechnik.de	www.daxenberger-landtechnik.de
LANDMASCHINEN ECKARDT	Oberpferdter-Dorfstr.16	95176 Konradsreuth	092 92 10 31, 017 14 78 62 77	martin.eckardt@aol.de	
LANDMASCHINENHANDEL UDO SEIBERT	Ziegelhüttenstr. 48	64832 Babenhausen	060 737 24 84 72	info@seibert-lkg.de	www.seibert-lkg.de
LANDTECHNIK HERTLE	Schwarzacher Str. 1	77839 Lichtenau-Ulm	072 27 33 27, 016 07 98 17 36	kmhertle-handel@gmx.de	
NEUHAUS	Industriestr. 17-19	49497 Mettingen	054 529 36 68 10	verkauf@landmaschinen-neuhaus.de	www.shop.landmaschinen-neuhaus.de
AUTOVERLEIH UND HANDEL	Karl Marx Alle 72	15320 Neuhardenberg	033 47 65 07 98	Thom-Gusow@gmx.de	www.eurohandelthom.de
MOTOGERATE FRITZSCH	Strasse der Einheit 122	08340 Schwarzenberg	037 742 16 61	info@snowmobil.com	www.snowmobil.com
WIMA GMBH	Hasselbachstr. 5	06526 Sangerhausen/OT Wippra	034 775 81 45 29	info@wima-wippra.de	www.wima-wippra.de
MERKANTIL	Neubrandenburger Str. 28A	17094 Pragsdorf	039 66 21 10 22	merkantil@t-online.de	www.merkantil.de
AF LANDTECHNIK	Am Stau 4	32351 Stemwede Oppendorf	057 73 91 08 18, 057 739 11 90 89	andreas.fortmann@t-online.de	www.AF-Landtechnik.de
WALLENTIN & PARTNER GMBH	Wustrower Chaussee 1	17255 Wesenberg	039 832 29 20	drochner@wup.lt	www.wallentinlandtechnik.de
LANDMASCHINENHANDEL & SERVICE	Schulschleife 1	04862 Mockrehna OT Schöna	034 24 45 12 00	treppen.richter@arcor.de	www.treppenbau-richter.de
VEMAC	Berliner Chaussee 106-112	39114 Magdeburg	039 17 27 67 92	info@vemac24.com	www.traktorshop24.com
LANDHANDEL BRAUN MTJB	Schönseer Str. 21	92539 Schönsee – Gaisthal	017 18 04 84 41	mtjb.gbr@gmx.de	
RAIBA IM STIFTLAND EG	Schulstr.24	95652 Waldsassen	017 13 14 35 50	andreas.haertl@rb-stiftlandware.de	www.stiftlandware.de
LANDMASCHINEN ABERLE	Hag 3	71642 Ludwigsburg	016 29 16 17 77	aberle-michael@t-online.de	www.aberle-landmaschinen.de
LANDMASCHINEN WIELAND	Am Laiberg 8	72290 Lossburg – Wittendorf	074 46 91 74 40	wittendorf@karl-wieland.de	www.karl-wieland.de
AULER AGRAR	Hauptstr. 5	55481 Hecken	067 63 17 67	info@auler-agrar.de	www.auler-agrar.de
LANDTECHNIK KRAUS	Am Kreuz 2	94244 Teisnach – Bärnannsried	099 23 14 18	info@landtechnik-kraus.de	
LANDTECHNIK MICHAEL SCHUIERER	Kreuzstr. 18	92421 Schwandorf - Haselbach	094 312 11 54	info@schuierer-landtechnik.de	www.schuierer-landtechnik.de


ÖSTERREICH

POLSTERER	Mannersdorferstr 12	2434 Gotzendorf/Leitha	067 66 00 71 37	f.klamecki@polsterer.co.at	www.polsterermuehle.at
STEFAN STIPPICH SERVICESTATION UND HANDEL	Bundesstraße 8	9064 Pischeldorf	066 44 26 45 97	stefan.stippich@gmx.a	
FA. GRUNDBICHLER JOSEF LANDMASCHINEN	Kellau 35	5440 Golling	062 44 61 44	info@grundbichler.at	www.grundbichler.at
LANDMASCHINENHANDEL ENGLEDER AUGUST	Mannersdorf 1	4134 Putzleinsdorf	072 86 82 64	e.engleder@aon.at	
ECO SYSTEMS	Gablitzer Steig 1D	3001 Mauerbach	019 79 48 29	car-agentur@gmx.at	www.ecoparol.com
MASCHEK GESMBH	Leonhardstraße 328	2116 Niederleis	025 762 33 40	office@kfz-maschek.at	www.kfz-maschek.at

SCHWEIZ



LANDMASCHINEN AG	Sariswilstr.10	3043 Uettiligen	031 333 30 43	m.beyeler@landmaschinenag.ch	www.landmaschinenag.ch
RINDISBACHER LAND- UND FORSTTECHNIK	Worbstrasse 184	3073 Gümligen bei Bern	031 954 16 75, 079 667 32 24	thomas.rindisbacher@bluewin.ch	
ASCHMANN	Birkenhof	8556 Illhart	052 763 15 40, 079 436 05 40	pg.aschmannpeter@bluewin.ch	www.aschmann-gmbh.ch
BOVET SA MACHINES AGRICOLES	Rte de la Maladeire 2	1566 St-Aubin	026 677 11 48	info@bovet-sa.ch	www.bovet-sa.ch

TIGRE DRILL




[m]	3,5	4,0	4,5	5,0	5,5	6,0
[mm]	610 / 660					
X	28	32	36	40	44	48
	3000					
	2000					
X	28	32	36	40	44	48
kg	8200	8600	9000	9400	9800	10200
[KM/KW]	160/118	180/132	200/147	220/161	240/176	260/191

BISON DRILL





[m]	2,5	3,0	3,5
[mm]	560 / 610 / 660		
X	20	24	28
[cm]	100		
	500 / 700 / 900		
X	20	24	28
kg	3400	3700	4000
[KM/KW]	120/88	130/95	140/102

DRILL




[m]	2,5	3,0	3,5
	500 / 700 / 900		
X	20	24	28
kg	600	700	800
[KM/KW]	40/29	50/37	60/44

TORNADO DRILL




[m]	2,5	2,7	3,0
X	11	12	13
X	22	24	26
L	500 / 700 / 900		
X	20	22	24
kg	2200	2300	2400
[KM/KW]	120/88	130/95	140/102

GEPARD DRILL




[m]	2,5	3,0	3,5
[mm]	455 / 510 / 560		
X	20	24	28
[cm]	75		
L	500 / 700 / 900		
X	20	24	28
kg	2100	2300	2500
[KM/KW]	120/88	130/95	140/102

TIGRE XL







[m]	3,5	4,0	4,5	5,0	5,5	6,0
[mm]	610 / 660					
β X	28	32	36	40	44	48
[cm]	130					
[KM/RW]	140/102	160/120	180/135	200/150	220/162	240/180
kg	4250	4500	4700	4950	5200	5450
kg	5700	6000	6300	6600	6900	7200

TIGRE





[m]	2,5	3,0	3,4
[mm]	560 / 610 / 660		
β X	20	24	28
[cm]	106 (75 - HYDROPACK)		
[KM/kW]	100/75	120/92	140/105
kg	1200	1300	1400
kg	2000	2200	2400

GEPARD VIN



[m]	1,15	1,65	2,15	2,65
[mm]	455 / 510 / 560			
β X	8	12	16	20
[cm]	75			
[KM/kW]	40/29	50/36	60/44	75/55
kg	820	920	1020	1120

BISON XL



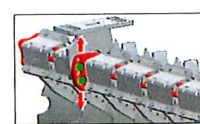

[m]	3,5	4,0	4,5	5,0	5,5	6,0
[mm]	560 / 610 / 660					
X	28	32	36	40	44	48
[cm]	100					
[KM/KW]	130/95	145/106	160/118	175/129	190/140	200/147
kg	3000	3200	3500	3700	4000	4300
kg	4000	4200	4500	4700	5000	5300

BISON




[m]	2,5	3,0	3,5
[mm]	560 / 610 / 660		
X	20	24	28
[cm]	100		
[KM/KW]	95/70	100/73	125/92
kg	1600	1800	2200






GEPARD



[m]	1,75	2,0	2,25	2,5	2,75	3,0	3,25	3,50
[mm]	455 / 510 / 560							
X	14	16	18	20	22	24	26	28
[cm]	75							
[KM/KW]	50/36	55/40	60/44	70/51	75/55	80/59	90/66	95/70
kg	700	800	900	1000	1100	1200	1300	1400









RAPTOR PLUS



 [m]	2,5	3,0	3,5
 X	3-5	4-6	5-7
 [cm]		90	
 [KM/kW]	40/29	60/44	80/59
 [kg]	470	560	650









RAPTOR S



 [m]	2,1	2,6	3,0
 X	4	5	6
 [cm]		90 / 80	
 [cm]		80	
 [cm]		53	
 [cm]		53	
 [KM/kW]	80/59	100/73	120/88
 [kg]	1050	1200	1350

RAPTOR



 [m]	2,1	2,6	3,0
 X	4	5	6
 [cm]		90 / 80	
 [cm]		80	
 [cm]		53	
 [cm]		53	
 [KM/kW]	80/59	100/73	120/88
 [kg]	1050	1200	1350

GRIZZLY XL





[m]	3,5	4,0	4,5	5,0
X	15	17	21	23
[cm]			75	
[cm]			80	
[KM/KW]	145/107	160/118	175/129	190/14
kg	2450	2550	2650	2750
kg	3450	3550	3650	3750

GRIZZLY



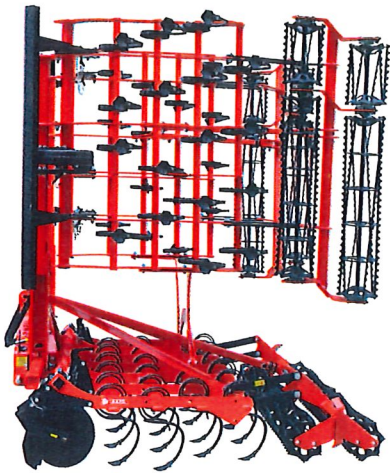
[m]	2,5	3,0	3,5
X	11	13	15
[cm]		75	
[cm]		80	
[KM/KW]	100/73	120/88	140/103
kg	1450	1550	1650

ROBO



[m]	2	3	4
X	4	6	8
[mm]		120x200x10	
kg	1700	2150	2600
[KM/KW]	150/110	180/130	210/155

RYLEC XL




[m]	3,5	4,0	4,5	5,0	5,5	6,0
X	35	40	45	50	55	60
kg	1380	1450	1520	1600	1700	1800
X	8+4	8+4	8+4	8+4	12+6	12+6
[KM/kW]	80/59	90/66	100/73	120/88	140/103	160/118
[m]	2,5					

RYLEC




[m]	2,1	2,5	2,8	3,0
X	21	25	28	30
X	4+2			
kg	560	620	650	680
[KM/kW]	50/36	60/44	70/51	80/58

CULTIVO



[m]	2,5	2,7	3,0
X	17	18	20
kg	650	670	700
X	2+1	2+1	2+1
[KM/kW]	65/48	80/59	90/66

TORNADO




[m]	2,5	2,7	3,0
[KM/kW]	80	90	100
X	11	12	13
X	22	24	26
kg	1400	1500	1600

EURODISC



	EURODISC					EURODISC XL			
[m]	2,8	3,2	3,6	3,6	4,2	4,6	5,2	5,6	6,1
X	4	4	4	4	4	4	6	8	8
[KM/KW]	100/74	120/88	140/103	160/120	180/132	200/150	220/162	240/180	260/197
[mm]	660 x 6 / 710 x 8								
X	8	8	8	8	10	10	16	16	16
kg	3000-5300	3300-5600	3500-5800	3900-6200	4200-6600	4500-6900	5000-7500	5300-7800	5600-8200
X	26	30	34	34	38	42	46	50	54

ANGEL



	ANGEL			ANGEL XL		
[m]	3,5	4	4,5	3,5	4	4,5
X	4	8	8	4	8	8
[KM/KW]	110/82	130/95	150/110	110/82	130/95	150/117
[mm]	560 x 5 / 610 x 5 / 660 x 6					
X	8	16	16	8	16	16
kg	2800	3000	3200	3500	3700	3900
X	32	36	40	32	36	40

V-KA



[m]	2,2	2,5	2,7	3,0	3,2	3,4	3,
[KM/KW]	75/55	90/66	105/77	120/88	135/100	145/107	155/
[mm]	560 x 5 / 610 x 5 / 660 x 6						
kg	1900	2000	2100	2250	2400	2500	26
X	2750	2850	2950	3100	3200	3300	34
X	20	22	24	26	28	30	3


X, CX



	X			CX		
[m]	2,7	3,0	3,4	2,7	3	3,4
[KM/KW]	70/51	80/59	90/66	70/51	80/59	90/66
[mm]	510 x 4 / 560 x 5 / 610 x 5					
X	8					
kg	1110	1310	1420	1510	1710	1910
kg +	1460	1660	1770	1860	2060	2260
X	26	30	34	26	30	34

V4 STRONG

V4




[m]	3,15	3,40
[KM/KW]	80/59	90/66
[mm]	560 x 5 / 610 x 5	
X	8	
kg	1315	1460
kg +	1665	1960
X	28	32



[m]	2,70	3,15
[KM/KW]	65/48	70/51
[mm]	510 / 560 x 4	
X	8	
kg	785	885
kg +	1135	1235
X	24	28

V2



[m]	1,4	1,6	1,8	2	2,2	2,4
[KM/KW]	25/18	30/22	35/26	40/29	55/40	60/44
[mm]	510 x 4 (560 x 4)					
X	4	4	4	6	6	6
kg	320	370	440	490	530	555
kg +	485	540	620	675	720	750
X	12	14	16	18	20	22

FREZA XL




[m]	1,7	2,1	2,5
[cm]	15		
X	27L+27R	33L+33R	39L+39R
[KM/kW]	50/37	60/44	70/51
kg	480	530	580

FREZA




[m]	1,25	1,6	1,8	2,1
[cm]	15			
X	18L+18R	24L+24R	27L+27R	30L+30R
[KM/kW]	20/15	25/18	30/22	35/25
kg	295	315	345	350

TRUSKAWKA XL



X	5
[cm]	0-10
[cm]	45-80 (25-35 option)
[cm]	60
[KM/kW]	80/59
kg	1385

TRUSKAWKA




X	2	3	4	5
[cm]	0-10			
[cm]	45-80 (25-35 option)			
[cm]	60			
[KM/kW]	30/22	40/29	50/37	60
kg	590	760	930	110

MAXIMUS




X	8	9	10	11	12
[cm]	36-40-44-48 (32-48 VARIO)				
[cm]	95				
[cm]	82				
[mm]	160x160x10				
[KM/kW]	280/205	315/231	350/257	385/283	420/308
	405-70 R20				
kg	5900	6150	6400	6650	6900

MAGNA




X	5+2+	5+2+1
[cm]	30-48 VARIO	
[cm]	105	
[cm]	82	
[mm]	160x160x10	
[KM/kW]	245/180	280/205
	600-22-50	
kg	4250	4550

HP XL / VARIO





X	4+	5+, (4+1)	5+1
[cm]	36-40-44-48 (32-50 VARIO)		
[cm]	95 / 105		
[cm]	82		
[mm]	160x160x10		
[KM/kW]	135/100	150/110	165/121
kg	1800	2100	2400

KM 180 HP / VARIO




X	3+	4+, (3+1)	4+1
[cm]	36-40-44-48 (32-48 VARIO)		
[cm]	95 / 105		
[cm]	82		
[mm]	120x120x10		
[KM/kW]	90/66	120/88	150/110
kg	1200	1450	1700

KM 180-R / VARIO



X	3+	4+, (3+1)	4+1
[cm]	36-40-44-48 (32-48 VARIO)		
[cm]	95 / 105		
[cm]	82		
[mm]	120x120x10		
[KM/kW]	90/66	120/88	150/110
kg	1200	1450	1700

VIKING



X	4+	5+, (4+1)	5+1
[cm]		41-46-51-56	
[cm]		105	
[cm]		85	
[mm]		160x160x10	
[KM/kW]	135/100	155/114	170/125
kg	1600	1900	2200

MAX / VARIO



X	3+	4+, (3+1)	4+1
[cm]		36-40-44-48 (32-50 VARIO)	
[cm]		105	
[cm]		82	
[mm]		200x120x10	
[KM/kW]	90/66	120/88	150/110
kg	1400	1600	1850



KM 180 / VARIO



X	3+	4+, (3+1)	4+1
[cm]		36-40-44-48 (32-48 VARIO)	
[cm]		95 / 105	
[cm]		82	
[mm]		120x120x10	
[KM/kW]	90/66	120/88	150/110
kg	1100	1300	1500





KM 80 HP




X	2+	3+, (2+1)	3+1
[cm]		28-32-36-40-44	
[cm]		85 / 95 / 105	
[cm]		78	
[mm]		120x120x8	
(KM/kW)	60/44	80/59	110/81
kg	900	1100	1300

KM 80-R





X	2+	3+, (2+1)	3+1
[cm]		28-32-36-40-44	
[cm]		85 / 95 / 105	
[cm]		78	
[mm]		120x120x8	
(KM/kW)	60/44	80/59	110/81
kg	900	1100	1300








KM 80






X	2+	3+, (2+1)	3+1
[cm]		28-32-36-40-44	
[cm]		85 / 95 / 105	
[cm]		78	
[mm]		120x120x8	
(KM/kW)	60/44	80/59	110/81
kg	800	1000	1200








MIX DUE




 X	2+	3+, (2+1)	3+1
 [cm]		30-33-37-40	
 [cm]		85	
 [cm]		78	
 [mm]		120x100x8	
 [KM/KW]	50	70	90
 kg	600	750	900

SILVER 480




 X	3+	4+ (3+1)	4+1
 [cm]		36-40-44-48	
 [cm]		95	
 [cm]		84	
 [mm]		120x120x10	
 [KM/KW]	90	120	150
 kg	1150	1350	1550

SATURN



[m]	2,1	2,5	2,8	3,2
X	5	6	7	8
X	10	12	14	16
[KM/KW]	50/37	60/44	70/51	80/59
kg	470	500	545	590

SATURN F




[m]	3,0
X	7
X	14
[KM/KW]	80/60
kg	950

KOSA



[m]	1,35	1,65	1,85	2,1
X	4	6	6	12
[KM/KW]	20/15	40/29	55/40	70/51
kg	310	365	400	530



	[m]	2,1
	[m]	2,8
	kg	205

TAJFUN



	X	11
	[m]	4,44
	[cm]	344
	kg	595
	[KM/KW]	35/26
	X	4+1

TAJFUN 350



	X	9
	[m]	3,5
	[cm]	299
	kg	410
	[KM/KW]	30/22
	X	4